
























































5/2-directional valve, Series 581, size 4

- ISO 5599-1
- ISO 4
- $Q_n = 6000$ l/min
- plate connection
- Pilot valve width 22 mm
- Compressed air connection output Base plate ISO 5599-1
- Electrical connection Plug, Form B, industry
- Manual override with detent
- Double solenoid



Version	Spool valve
Sealing principle	Soft sealing
Blocking principle	Single base plate principle
Connection type	plate connection
Standards	ISO 5599-1, ISO 4
Working pressure min./max.	See table below
Control pressure min./max.	1,5 ... 10 bar
Ambient temperature min./max.	-15 ... 50 °C
Medium temperature min./max.	-15 ... 50 °C
Medium	Compressed air
Max. particle size	50 µm
Oil content of compressed air	0 ... 5 mg/m ³
Nominal flow Q_n	6000 l/min
Flow conductance C	24,5 l/(s*bar)
Protection class,with connection	IP65
Duty cycle	100 %
Typ. switch-on time	20 ms
Typ. switch-off time	20 ms
Mounting screw	with hexagon socket
Mounting screw tightening torque	10 Nm
Weight	1,44 kg

Technical data

Part No.		MO	Operationalvoltage DC	Operationalvoltage AC 50 Hz	Operationalvoltage AC 60 Hz
5814220500			12 V	-	-
5814220200			-	24 V	-
5814220100			24 V	-	-
5814220600			48 V	-	-
5814220300			-	-	110 V
5814220400			-	230 V	-
5814220000			-	-	-
5814221500			12 V	-	-
5814221200			-	24 V	-
5814221100			24 V	-	-
5814221600			48 V	-	-
5814221300			-	-	110 V
5814221400			-	230 V	-
5814221000			-	-	-
5814222500			12 V	-	-
5814222200			-	24 V	-
5814222100			24 V	-	-
5814222600			48 V	-	-
5814222300			-	-	110 V
5814222400			-	230 V	-
5814222000			-	-	-
5814223500			12 V	-	-
5814223200			-	24 V	-
5814223100			24 V	-	-
5814223600			48 V	-	-
5814223300			-	-	110 V
5814223400			-	230 V	-
5814223000			-	-	-

Part No.	Voltage tolerance DC	Voltage tolerance AC 50 Hz	Voltage tolerance AC 60 Hz	Power consumption DC
5814220500	-10% / +10%	-	-	5 W
5814220200	-	-10% / +10%	-	-
5814220100	-10% / +10%	-	-	5 W
5814220600	-10% / +10%	-	-	5 W
5814220300	-	-	-10% / +10%	-
5814220400	-	-10% / +10%	-	-
5814220000	-	-	-	-
5814221500	-10% / +10%	-	-	5 W
5814221200	-	-10% / +10%	-	-
5814221100	-10% / +10%	-	-	5 W
5814221600	-10% / +10%	-	-	5 W
5814221300	-	-	-10% / +10%	-
5814221400	-	-10% / +10%	-	-
5814221000	-	-	-	-

Part No.	Voltage tolerance DC	Voltage tolerance AC 50 Hz	Voltage tolerance AC 60 Hz	Power consumption DC
5814222500	-10% / +10%	-	-	5 W
5814222200	-	-10% / +10%	-	-
5814222100	-10% / +10%	-	-	5 W
5814222600	-10% / +10%	-	-	5 W
5814222300	-	-	-10% / +10%	-
5814222400	-	-10% / +10%	-	-
5814222000	-	-	-	-
5814223500	-10% / +10%	-	-	5 W
5814223200	-	-10% / +10%	-	-
5814223100	-10% / +10%	-	-	5 W
5814223600	-10% / +10%	-	-	5 W
5814223300	-	-	-10% / +10%	-
5814223400	-	-10% / +10%	-	-
5814223000	-	-	-	-

Part No.	Holding power AC 50 Hz	Holding power AC 60 Hz	Switch-on power AC 50 Hz	Switch-on power AC 60 Hz	Pilot
5814220500	-	-	-	-	internal
5814220200	8 VA	-	10 VA	-	internal
5814220100	-	-	-	-	internal
5814220600	-	-	-	-	internal
5814220300	-	8 VA	-	10 VA	internal
5814220400	8 VA	-	10 VA	-	internal
5814220000	-	-	-	-	internal
5814221500	-	-	-	-	internal
5814221200	8 VA	-	10 VA	-	internal
5814221100	-	-	-	-	internal
5814221600	-	-	-	-	internal
5814221300	-	8 VA	-	10 VA	internal
5814221400	8 VA	-	10 VA	-	internal
5814221000	-	-	-	-	internal
5814222500	-	-	-	-	external
5814222200	8 VA	-	10 VA	-	external
5814222100	-	-	-	-	external
5814222600	-	-	-	-	external
5814222300	-	8 VA	-	10 VA	external
5814222400	8 VA	-	10 VA	-	external
5814222000	-	-	-	-	external
5814223500	-	-	-	-	external
5814223200	8 VA	-	10 VA	-	external
5814223100	-	-	-	-	external
5814223600	-	-	-	-	external
5814223300	-	8 VA	-	10 VA	external
5814223400	8 VA	-	10 VA	-	external
5814223000	-	-	-	-	external

Part No.	Working pressure min./max.	Electrical connection Pilot valve
5814220500	1,5 ... 10 bar	Plug, Form B, industry
5814220200	1,5 ... 10 bar	Plug, Form B, industry
5814220100	1,5 ... 10 bar	Plug, Form B, industry
5814220600	1,5 ... 10 bar	Plug, Form B, industry
5814220300	1,5 ... 10 bar	Plug, Form B, industry
5814220400	1,5 ... 10 bar	Plug, Form B, industry
5814220000	1,5 ... 10 bar	Plug, Form B, industry
5814221500	1,5 ... 10 bar	Plug, Form B, industry
5814221200	1,5 ... 10 bar	Plug, Form B, industry
5814221100	1,5 ... 10 bar	Plug, Form B, industry
5814221600	1,5 ... 10 bar	Plug, Form B, industry
5814221300	1,5 ... 10 bar	Plug, Form B, industry
5814221400	1,5 ... 10 bar	Plug, Form B, industry
5814221000	1,5 ... 10 bar	Plug, Form B, industry
5814222500	-0,95 ... 10 bar	Plug, Form B, industry
5814222200	-0,95 ... 10 bar	Plug, Form B, industry
5814222100	-0,95 ... 10 bar	Plug, Form B, industry
5814222600	-0,95 ... 10 bar	Plug, Form B, industry
5814222300	-0,95 ... 10 bar	Plug, Form B, industry
5814222400	-0,95 ... 10 bar	Plug, Form B, industry
5814222000	-0,95 ... 10 bar	Plug, Form B, industry
5814223500	-0,95 ... 10 bar	Plug, Form B, industry
5814223200	-0,95 ... 10 bar	Plug, Form B, industry
5814223100	-0,95 ... 10 bar	Plug, Form B, industry
5814223600	-0,95 ... 10 bar	Plug, Form B, industry
5814223300	-0,95 ... 10 bar	Plug, Form B, industry
5814223400	-0,95 ... 10 bar	Plug, Form B, industry
5814223000	-0,95 ... 10 bar	Plug, Form B, industry

Part No.	basic valve with electrical connector	Throttle
5814220500	-	-
5814220200	-	-
5814220100	-	-
5814220600	-	-
5814220300	-	-
5814220400	-	-
5814220000	Basic valve without coil	-
5814221500	-	with throttle
5814221200	-	with throttle
5814221100	-	with throttle
5814221600	-	with throttle
5814221300	-	with throttle
5814221400	-	with throttle
5814221000	Basic valve without coil	with throttle
5814222500	-	-
5814222200	-	-

Part No.	basic valve with electrical connector	Throttle
5814222100	-	-
5814222600	-	-
5814222300	-	-
5814222400	-	-
5814222000	Basic valve without coil	-
5814223500	-	with throttle
5814223200	-	with throttle
5814223100	-	with throttle
5814223600	-	with throttle
5814223300	-	with throttle
5814223400	-	with throttle
5814223000	Basic valve without coil	with throttle

Nominal flow Qn at 6 bar and Δp = 1 bar, MO = Manual override

Technical information

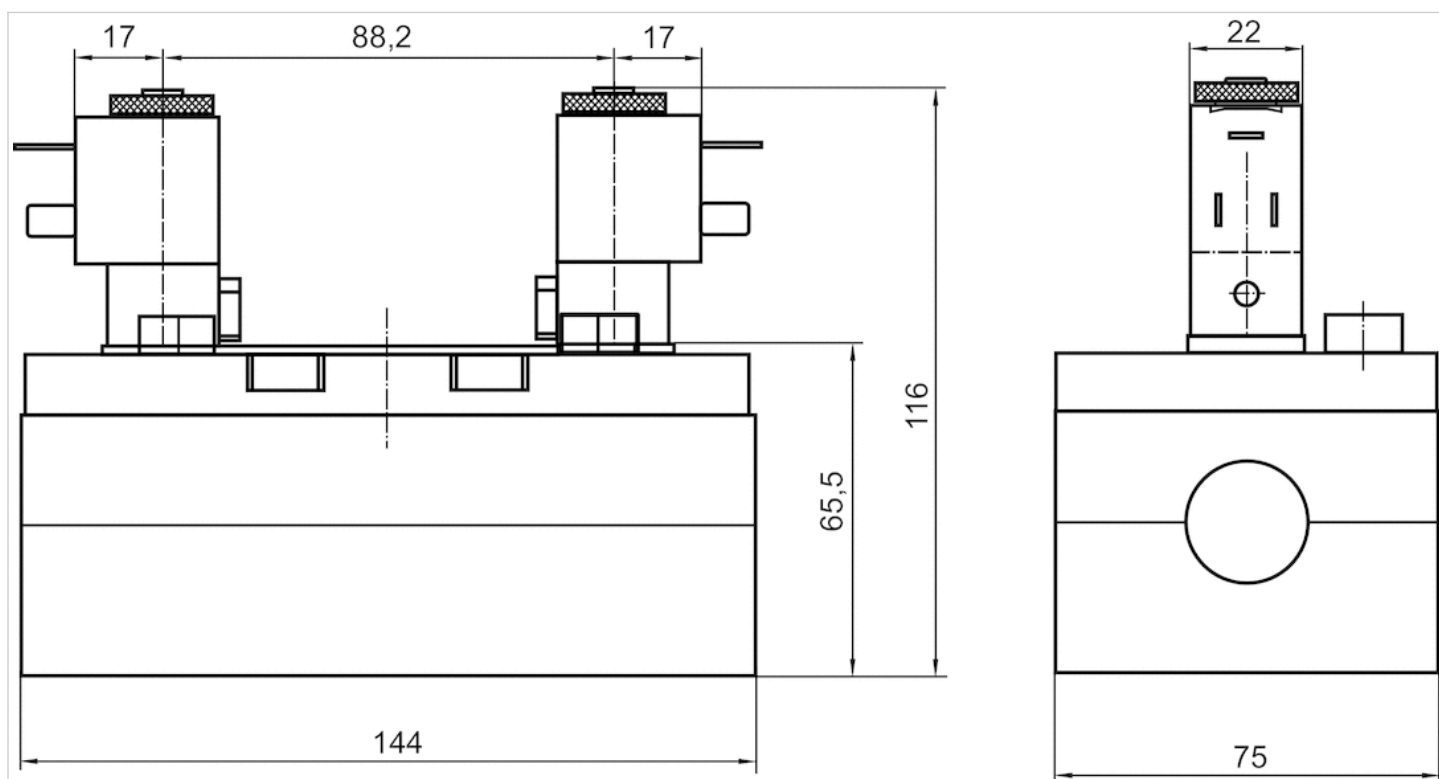
The min. control pressure must be adhered to, since otherwise faulty switching and valve failure may result!
 The pressure dew point must be at least 15 °C under ambient and medium temperature and may not exceed 3 °C .
 The oil content of compressed air must remain constant during the life cycle.
 Use only the approved oils from AVENTICS. Further information can be found in the “Technical information” document (available in the MediaCentre).

Technical information

Housing	Aluminum
Seals	Acrylonitrile butadiene rubber

Dimensions

Dimensions



The pilot valves can be loosened and turned through 180°.