



# RACK-305G 4U 14-slot Full-size Rackmount Chassis



CD-ROM, and HDD are not included in package



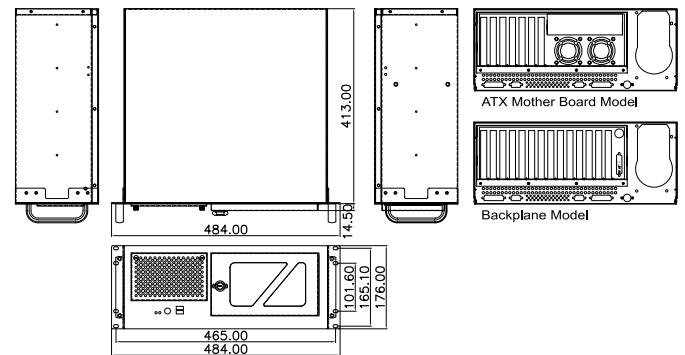
## Features

- RoHS compliant design
- Two USB ports on the front panel
- Dual reset buttons for dual systems
- Two 8 cm cooling fans with replaceable fan filters
- Lockable door prevents unauthorized access

## Specifications

◆ Construction	Heavy duty metal
◆ SBC Form Factor	Full-size, slot CPU card
◆ Drive Combinations	3 x 5.25" + 1 x 3.5" HDD or 2 x 5.25" + 2 x 3.5" HDD or 2 x 5.25" + 1 x 3.5" HDD + 1 x front accessible 3.5" or 2 x 5.25" + 2 x front accessible 3.5"
◆ Cooling Fans	2 x 8 cm
◆ I/O Ports	2 x USB
◆ Expansion Slots	14 slots for RACK-305G 7 slots for RACK-305GATX
◆ Indicators	Power, HDD
◆ Buttons	1 x Power switch, 2 x reset buttons
◆ Operating Temperature	0°C ~ 50°C
◆ Operating Humidity	10% ~ 90%
◆ Color	W: White/B: Black
◆ Weight (Net/Gross)	10.4 kg/15 kg
◆ Dimensions (DxWxH)	413 mm x 431 mm x 176 mm

## Dimensions (Unit: mm)



## Backplane Options

Model No.	SBC Type	PCI	ISA	PCIX	PCIe			PSU Connector
					x1	x4	x16	
PCI-13SD-RS	PICMG 1.0	3+4	3+3	0	0	0	0	AT/ATX
PCI-14S2-RS	PICMG 1.0	4	8	0	0	0	0	AT/ATX
PCI-14S3-RS	PICMG 1.0	4	9	0	0	0	0	AT/ATX
PX-14S3-RS	PICMG 1.0	12	2	0	0	0	0	AT/ATX
PX-14S5-RS	PICMG 1.0	7	6	0	0	0	0	AT/ATX
PE-6S	PICMG 1.3	2	0	0	2	0	1	ATX
PE-10S	PICMG 1.3	4	0	0	4	0	1	ATX
PE-10S2	PICMG 1.3	4	0	0	4	0	1	ATX
PXE-12S	PICMG 1.3	4	0	6	0	0	1	ATX
PE-13SD	PICMG 1.3	4	0	0	4	1	2	ATX
PXE-13S	PICMG 1.3	8	0	0	3	0	1	ATX
SPXE-14S	PICMG 1.3	0	0	0	12	0	0	ATX

## Ordering Information

Part No.	Description
RACK-305G [C] -R22/ACE-935AL	4U 14-slot rackmount chassis, USB, (black/white), with ACE-935AL-RS PSU (300W), RoHS
RACK-305G [C] -R22/A130B	4U 14-slot rackmount chassis, (black/white), 2 x 8 cm fan, with ACE-A130B-R10 (300W ATX model), RoHS
RACK-305G [C] ATX-R22/A130B	4U ATX motherboard rackmount chassis, (black/white), 2 x 8 cm fan, with ACE-A130B-R10 (300W ATX model), RoHS

[C] Color Code: B-Black W-White

## Power Supply Options

Type	Model No.	Watt
AT	ACE-935AL-RS	300W
	ACE-T140A-RS	400W
ATX	ACE-A130B-R10	300W
	ACE-A140A-S-R11	400W
	ACE-A160A-R11	600W
ATX Redundant	ACE-R4130AP-RS	300W
	ACE-R4140AP-RS	400W

RACK-305G supports single PS/2 PSU. For more IEI PSU models, please refer to section 5 or visit [www.ieiworld.com](http://www.ieiworld.com).