

IVU2PRGR04

Vision Systems – Grayscale Image Sensor



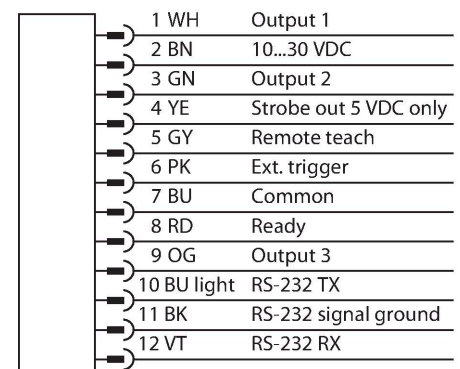
Technical data

Type	IVU2PRGR04
ID	3090721
Camera data	
Function	Gray value
Resolution	752 × 480 Pixels
Light type	Red
Brennweite	4 mm
Special features	Wash down
Electrical data	
Operating voltage	10...30 VDC
DC rated operational current	≤ 1000 mA
Communication protocol	EtherNet/IP Modbus TCP PCCC PROFINET RS232
Mechanical data	
Design	Rectangular, iVu PLUS
Dimensions	51.5 x 81.2 x 95.3 mm
Housing material	Plastic, Thermoplastic material, Black
Window material	Acrylic, clear
Electrical connection	Connector, M12 × 1, 12-wire
Display	Remote
Ambient temperature	0...+50 °C
Protection class	IP67
Tests/approvals	
Approvals	CE

Features

- Second iVu generation
- Internal memory for 30 inspections
- 1/3" CMOS, 752x480 pixels
- Integrated ring light: Red
- Protection class IP67
- External strobe output + 5 VDC
- External trigger input
- Lens, 4.3mm, M12x1
- External display RDM35 required
- Operating voltage 10...30 VDC
- M12 × 1 male, 12-pin
- 3 x programmable switching output (PNP/ NPN)
- 1 x RS232 data communication
- Ethernet via M8 x 1 male, 4-pin
- USB 2.0 host: M8 female, 4-pin
- Industrial Ethernet: PROFINET, Ether-Net/IP, Modbus/TCP, PCCC

Wiring diagram



Functional principle

The second generation of the iVu-Plus offers the user advanced features and even more options in the selection of the inspections. The sensor is equipped with the same housing and

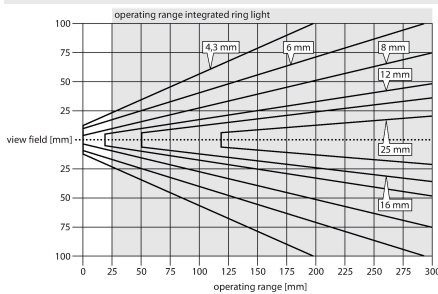
offers the same intuitive user interface and functionality of the previous iVu generation. Sensor with 3 integrated operating modes:

1. Pattern recognition, checks if a pattern on a target is identical to the reference pattern.
2. Blob detection, for identification of one or more object features.
3. Feature detection with positioning, which adapts to the movements.

A blanking function for blob and feature detection is available in the new generation, so that areas in the field of view can be switched blind. Sensor configuration via PC is not required!
Storage for 30 inspections.

Mounting instructions

Mounting instructions/Description



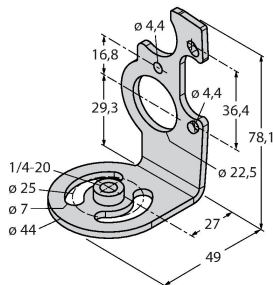
Selecting the focal length
With known object size or scan field the matching vision sensor is found simply by determining the ratio between the sensing range and the focal length. Use the graphics for selection. Here, the sensing ranges are put in relation to the field view and the lens focal length.

Accessories

SMBIVURAR

3082547

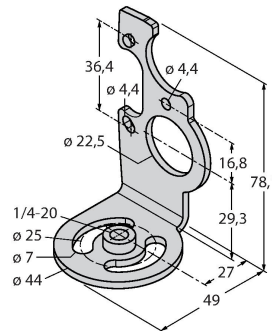
Brackets for mounting on right side



SMBIVURAL

3082546

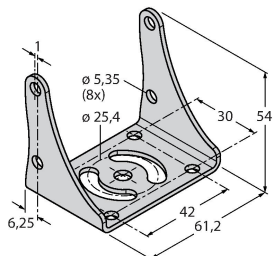
Brackets for mounting on left side




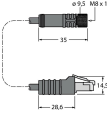
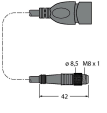
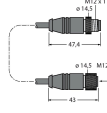
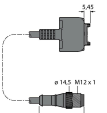
SMBIVUU

3082549

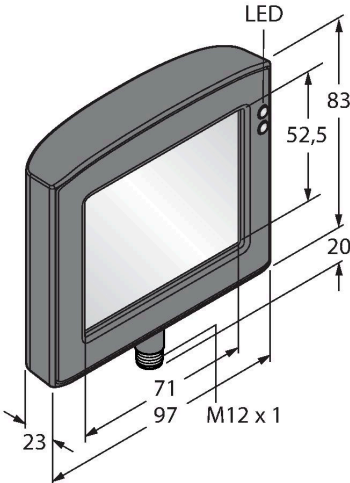
U-bracket for base mounting (incl. SMBIVUB baseplate)



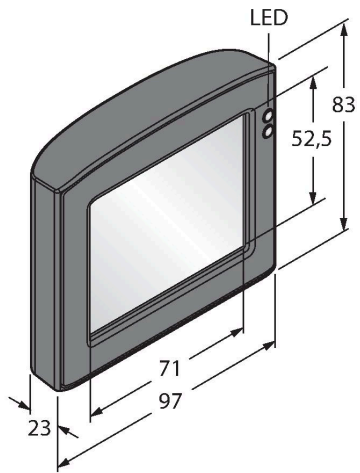
Accessories

Dimension drawing	Type	ID	
	IVUC-1206	3014407	Power supply, M12x1 female, 12-pole, 1.83m
	IVUC-E-406	3013892	Ethernet connection cable, M8x1 on RJ45, 4-pole, 2m
	PSG-4M-401-USB	3011336	USB adapter cable, male M12x1, 4-pole, 0.3m
	IVURDM-QD-803	3028673	Connection cable for RD35 remote display, M12x1, 8-pin, 0.91 m
	IVURD-MX-803	3011330	Connection cable for RD35 remote display, M12x1 on Molex, 8-pin, 0.91m

Accessories

Dimension drawing	Type	ID	
	RDM35	3029512	Remote display 3.5" touch screen for device installation, connection via M12 plug connector, IVURDM-QD-8.. or IVURDM-QDK-8.. required

Dimension drawing	Type	ID	
-------------------	------	----	--



RD35

3082646

Remote display 3.5", touch screen,
connection via Molex integral
connector, IVURD-MX-8.. or IVURD-
MXK-8.. required