

Series N pressure regulators

Ports G1/8, G1/4



Series N pressure regulators are available with G1/4 and G1/8 ports. Their design incorporates a self relieving diaphragm so as to allow decremental adjustments.

GENERAL DATA

Construction	diaphragm type
Materials	brass, technopolymer, NBR
Ports	G1/8 - G1/4
Weight	Kg 0.316
Pressure gauge ports	G1/8
Mounting	in - line or console (in any position)
Operating temperature	-5°C ÷ 50°C (with the dew point of the fluid lower than 2°C at the min. working temperature)
Inlet pressure	0 ÷ 16 bar
Outlet pressure	0.5 ÷ 10 bar
Nominal flow	see graphs
Secondary pressure relieving	standard

CODING EXAMPLE

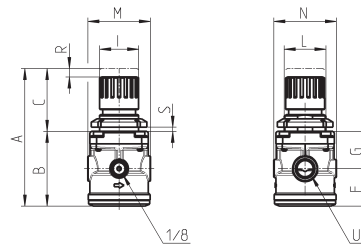
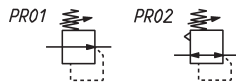
N	12	04	-	R	0	0
----------	-----------	-----------	----------	----------	----------	----------

N	SERIES
12	SIZE: 12
04	PORTS: 08 = G1/8 04 = G1/4
R	R = REGULATOR
0	OPERATING PRESSURE: 0 = 0,5 ÷ 10 (standard) 1 = 0 ÷ 4 2 = 0 ÷ 2 7 = 0,5 ÷ 7
0	DESIGN TYPE: 0 = self-relieving 1 = non-relieving

Pressure regulators Series N
Calibrated or blocked regulators on request

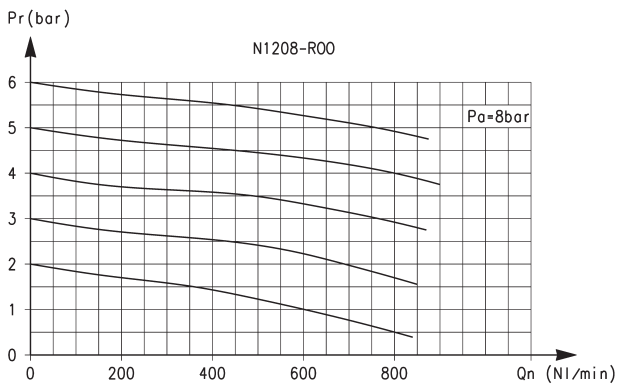


PR01 = regulator without relieving
PR02 = regulator with relieving



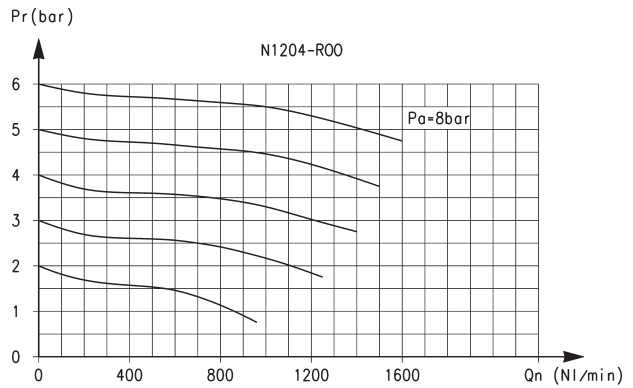
DIMENSIONS												
Mod.	A	B	C	F	G	I	L	M	N	R	S	U
N1208-R00	92	53	39	26	27	28	30X1,5	45	45	3	0+6	G1/8
N1204-R00	92	53	39	26	27	28	30X1,5	45	45	3	0+6	G1/4

FLOW DIAGRAMS



Flow diagram for model: N208-R00

Pa = Inlet pressure
Pr = Regulated pressure
Qn = Flow



Flow diagram for model: N204-R00

Pa = Inlet pressure
Pr = Regulated pressure
Qn = Flow