

# XTB Series 7mm Pitch, Interface terminal

## User's Guide



Thank you for purchasing product of SAMWON ACT.  
Please check model of product that you purchase first, and read this manual prior to use it.

### • Caution for Safety

**Caution** Case that results in serious damage in human body or equipment, and fire if user handles this equipment wrongly

**Warning** Case that results in slight damage in human body or equipment, and fire if user handles this equipment wrongly

### Caution

- When wiring, do not let any foreign material such as dust or cable sheath go into terminal. It may cause damage, overheat or fire.
- When wiring or handing, turn off the power.

※ We are providing the connection cable for PLC per each maker.  
For detail on model and specification, refer to our catalog or contact us.

### Warning

- Use in permissible temperature range. (-10°C~+50°C)  
It may cause damage to external case.
- Use in permissible rated voltage (125V) or rated current range. (1A)  
It may cause malfunction by misconnection.
- Use AWG16(1.25mm Max.) wire and applicable crimp terminals the terminal block.
- Read the user manual carefully and check the specification, wiring, dimension, etc.
- If you make the connection cable between the controller such as PLC and our product, carefully check the internal wiring of terminal block and pin array of controller.  
It may cause damage to controller or our product.

### • Model Configuration

## XTB - 40 H

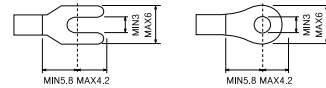
- ①
- ②
- ③

- ① XTB Series 7mm Pitch Interface terminal
- ② No. of Poles  
20 : 20P  
26 : 26P  
34 : 34P  
40 : 40P  
50 : 50P
- ③ Connector type  
H : MIL-C-83503 Connector  
(50P polarity guide : 2EA)  
B : 50P polarity guide : 1EA(Only 50P)

### • Product/Specification

Model	XTB-20H	XTB-26H	XTB-34H	XTB-40H	XTB-50H	XTB-50B
Rated voltage	125V AC / 24V DC					
Rated current	1A					
Number of connectors	20Pin	26Pin	34Pin	40Pin	50Pin	50Pin
Number of terminals	20ea	26ea	34ea	40ea	50ea	50ea
Terminal pitch	7.0mm					
Applicable wires	AWG22~16 (1.5mm <sup>2</sup> / MAX)					
Insulation resistance	100MΩ (DC 500V)					
Dielectric strength	AC500V 1min					
Screw	M3 X 8L					
Screw torque	1.2Nm (12kgf-cm)					
Ambient temperature	-10°C ~ +50°C (No freezing)					
Material	Case	Modifide PPO				
	Protective cover	Polycarbonate				
	PCB	Epoxy 1.6t				

### • Applicable Crimp Terminal

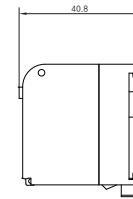
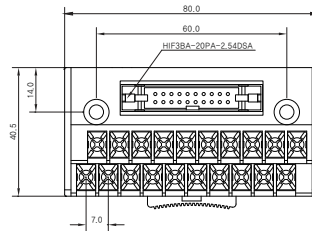


(Unit : mm)

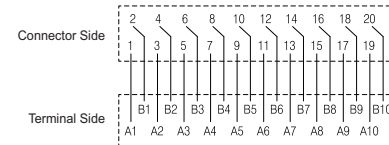
	A	B	C	D	Applicable wire
Forked	Min. 4.1	Max. 16.0	Min. 3.0	Max. 5.9	AWG 22~16 (0.30~1.25mm <sup>2</sup> )
Round	Min. 4.1	Max. 16.0	Min. 3.0	Max. 5.9	

### • XTB-20H

#### • Dimension

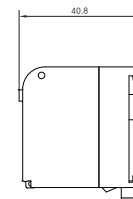
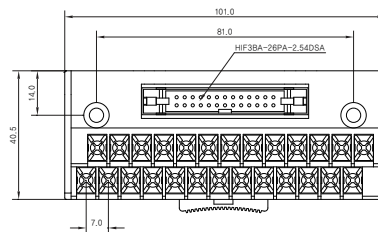


#### • Wiring Diagram

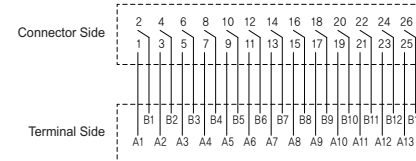


### • XTB-26H

#### • Dimension

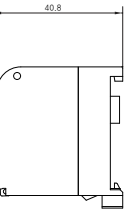
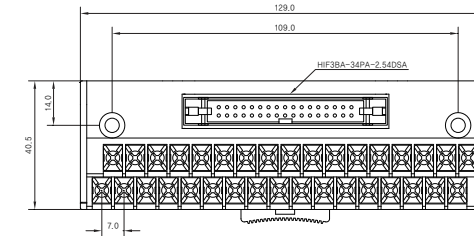


#### • Wiring Diagram

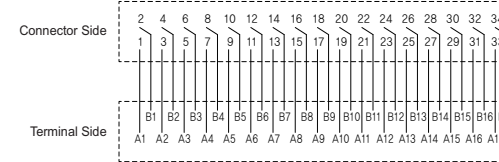


### • XTB-34H

#### • Dimension

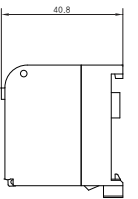
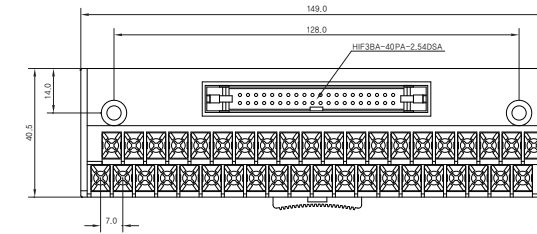


#### • Wiring Diagram

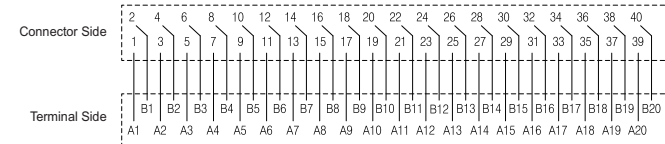


### • XTB-40H

#### • Dimension

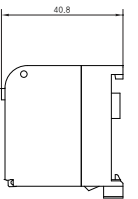
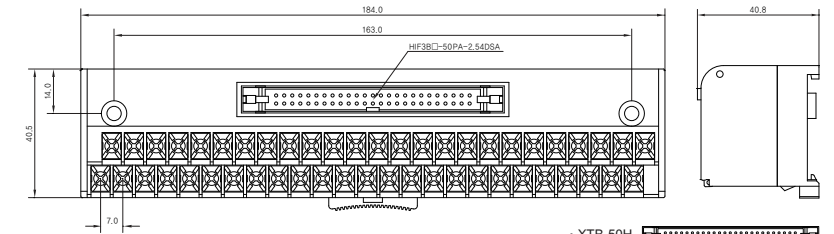


#### • Wiring Diagram

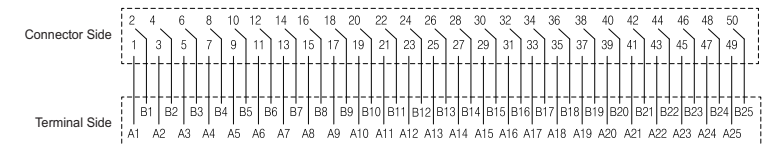


### • XTB-50H/XTB-50B

#### • Dimension



#### • Wiring Diagram



※ The above specifications are subject to change without notice.  
※ Please contact HQ or branch office where you purchased product for A/S of this product or technique.

#### Major products

- Relay terminal 1, 2, 4, 6, 8, 16, 32point
- Interface terminal 20, 24, 26, 34, 40, 50, 40 x 2pole
- PLC I/O Connecting cables MITSUBISHI, LSIS, CIMON, OMRON, FUJI, YOKOGAWA, HITACHI, SIEMENS, AB, etc.
- Servo Connecting cables Encoder cable, Power cable, Motion cable / MITSUBISHI, YASKAWA, OMRON, PANASONIC, LSIS, SAMSUNG, etc.
- Wiring harness / Special cable assembly



HQ : (617-828) #28, Daedong-ro, Sasang-gu, Busan  
TEL : (051)320-7777 FAX : (051)312-2233  
SEoul Office: #1507, 96, Gamasan-ro, Geumcheon-gu, Seoul  
TEL : (02)2163-6420 FAX : (02)2163-6439