

IVU2PRGR08

Vision Systems – Grayscale Image Sensor



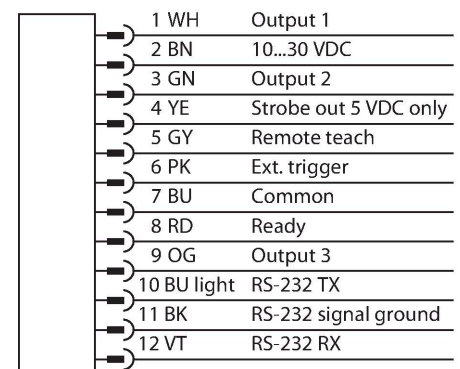
Technical data

| | |
|------------------------------|--------------------------------------------------------|
| Type | IVU2PRGR08 |
| ID | 3090723 |
| Camera data | |
| Function | Gray value |
| Resolution | 752 × 480 Pixels |
| Light type | Red |
| Brennweite | 8 mm |
| Special features | Wash down |
| Electrical data | |
| Operating voltage | 10...30 VDC |
| DC rated operational current | ≤ 1000 mA |
| Communication protocol | EtherNet/IP Modbus TCP PCCC PROFINET RS232 |
| Mechanical data | |
| Design | Rectangular, iVu PLUS |
| Dimensions | 51.5 x 81.2 x 95.3 mm |
| Housing material | Plastic, Thermoplastic material, Black |
| Window material | Acrylic, clear |
| Electrical connection | Connector, M12 × 1, 12-wire |
| Display | Remote |
| Ambient temperature | 0...+50 °C |
| Protection class | IP67 |
| Tests/approvals | |
| Approvals | CE |

Features

- Second iVu generation
- Internal memory for 30 inspections
- 1/3" CMOS, 752x480 pixels
- Integrated ring light: Red
- Protection class IP67
- External strobe output + 5 VDC
- External trigger input
- Lens, 8mm, M12x1
- External display RDM35 required
- Operating voltage 10...30 VDC
- M12 × 1 male, 12-pin
- 3 x programmable switching output (PNP/ NPN)
- 1 x RS232 data communication
- Ethernet via M8 x 1 male, 4-pin
- USB 2.0 host: M8 female, 4-pin
- Industrial Ethernet: PROFINET, Ether-Net/IP, Modbus/TCP, PCCC

Wiring diagram



Functional principle

The second generation of the iVu-Plus offers the user advanced features and even more options in the selection of the inspections. The sensor is equipped with the same housing and

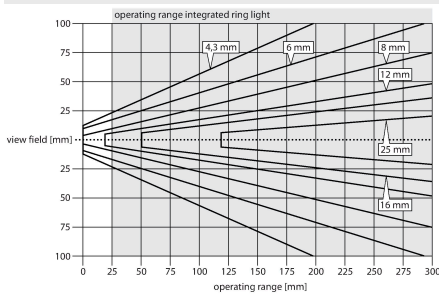
offers the same intuitive user interface and functionality of the previous iVu generation. Sensor with 3 integrated operating modes:

1. Pattern recognition, checks if a pattern on a target is identical to the reference pattern.
2. Blob detection, for identification of one or more object features.
3. Feature detection with positioning, which adapts to the movements.

A blanking function for blob and feature detection is available in the new generation, so that areas in the field of view can be switched blind. Sensor configuration via PC is not required!
Storage for 30 inspections.

Mounting instructions

Mounting instructions/Description



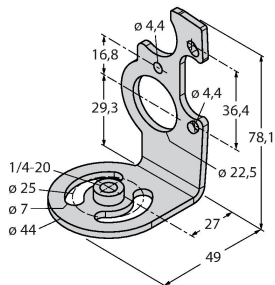
Selecting the focal length
With known object size or scan field the matching vision sensor is found simply by determining the ratio between the sensing range and the focal length. Use the graphics for selection. Here, the sensing ranges are put in relation to the field view and the lens focal length.

Accessories

SMBIVURAR

3082547

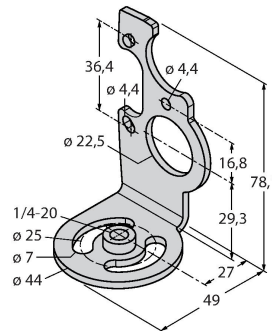
Brackets for mounting on right side



SMBIVURAL

3082546

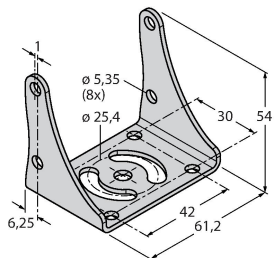
Brackets for mounting on left side




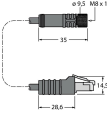
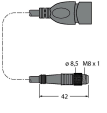
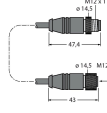
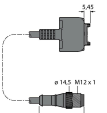
SMBIVUU

3082549

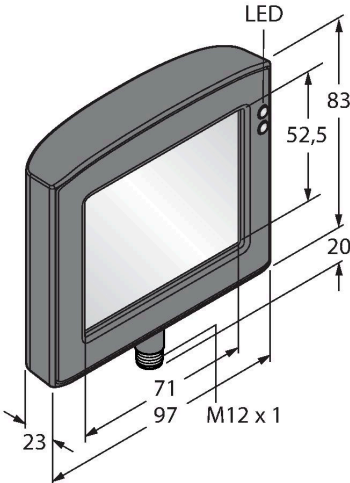
U-bracket for base mounting (incl. SMBIVUB baseplate)



Accessories

| Dimension drawing | Type | ID | |
|------------------------------------------------------------------------------------|----------------|---------|------------------------------------------------------------------------|
|  | IVUC-1206 | 3014407 | Power supply, M12x1 female, 12-pole, 1.83m |
|  | IVUC-E-406 | 3013892 | Ethernet connection cable, M8x1 on RJ45, 4-pole, 2m |
|  | PSG-4M-401-USB | 3011336 | USB adapter cable, male M12x1, 4-pole, 0.3m |
|  | IVURDM-QD-803 | 3028673 | Connection cable for RD35 remote display, M12x1, 8-pin, 0.91 m |
|  | IVURD-MX-803 | 3011330 | Connection cable for RD35 remote display, M12x1 on Molex, 8-pin, 0.91m |

Accessories

| Dimension drawing | Type | ID | |
|-------------------------------------------------------------------------------------|-------|---------|---------------------------------------------------------------------------------------------------------------------------------------|
|  | RDM35 | 3029512 | Remote display 3.5" touch screen for device installation, connection via M12 plug connector, IVURDM-QD-8.. or IVURDM-QDK-8.. required |

Dimension drawing

Type
RD35ID
3082646Remote display 3.5", touch screen,
connection via Molex integral
connector, IVURD-MX-8.. or IVURD-
MXK-8.. required