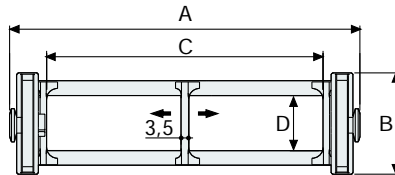


Serie Heavy

306B Nylon Cable Chain with un-screwable aluminium rods

Inner height (D) 30 mm

Strong double share Sideband & Frame construction with large anti-friction triple-pin. Alu-rod frames are un-screwable from inner and outer radius. As standard the chain comes with frames every second link, on request with frames every link. Vertical and horizontal separator systems are available.



Separator

- Unassembled	Part.no S2000F
- Assembled	Part.no S2000FMC

Pin

Part.no PG307

Technical characteristics when self-supported

Speed	8 m/s
Acceleration	40 m/s ²

For higher requirements please consult our technical dept.

A	B	C	D	R	Weight/m	Chain
mm	mm	mm	mm	mm	kg	Part Number
115	55	75	30	075-107-150-200-250-300	1,60	306B075 □ *
140	55	100	30	075-107-150-200-250-300	1,65	306B100 □ *
190	55	150	30	075-107-150-200-250-300	1,80	306B150 □ *
240	55	200	30	075-107-150-200-250-300	1,90	306B200 □ *
290	55	250	30	075-107-150-200-250-300	2,00	306B250 □ *
340	55	300	30	075-107-150-200-250-300	2,15	306B300 □ *
C+40	55	30	075-107-150-200-250-300		306B □ □ □ □ **

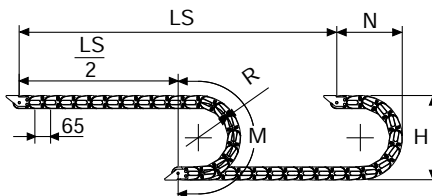
*Complete the code by inserting the value of the radius (R): Ex. 306B075 □

Where: 1=075; 2=107; 3=150; 4=200; 5=250; 6=300.

**Complete the code by inserting the value of the quote C and the radius (R): Ex. 306B □ □ □ □ □

Chain equipped with aluminium rods every pitch: complete the code by inserting the letter D.

Ex. 306B0751 □




R	H	N	M
mm	mm	mm	mm
075	208	170	370
107	272	205	470
150	358	245	605
200	458	295	760
250	558	345	920
300	658	395	1075

Length of chain (L)

Half travel distance ($\frac{LS}{2}$)

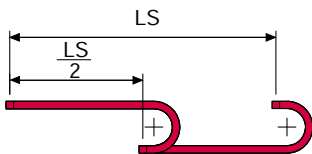
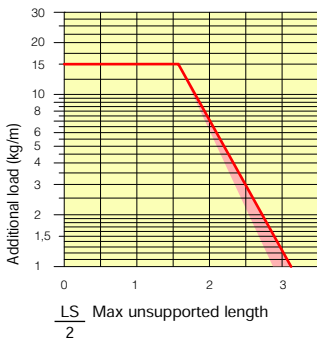
plus length of curve (M)

$$L = \frac{LS}{2} + M$$



Self-Supporting Capacity Diagram

The maximum length of the self-supporting capacity ($\frac{LS}{2}$) in relationship to the weight of the cables and hoses contained per linear metre.



The red marking in the diagram area considers the difference of weight between various widths of chains assembled with rods every second pitch.

For applications with $\frac{LS}{2}$ and weights not included in the area of the diagram showing self-supporting capacity, verify the possible use of support rollers (see page 30).

End Brackets

The end brackets set allows the two ends of the chain to be attached to the equipment. Set complete with tiewrap clamps available on request.

Nylon Type

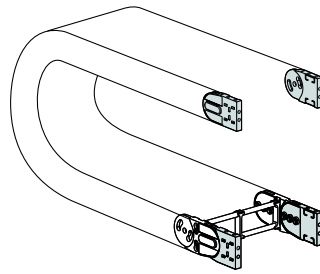


Fig. A
The chain can be fixed frontally, inner or outer radius. (Fig A)

Nylon Type

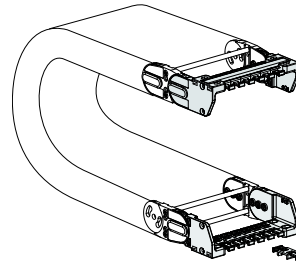
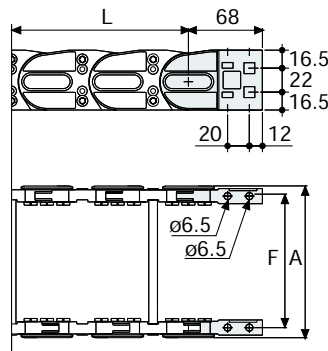


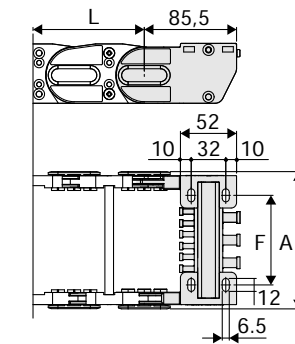
Fig. B
Chain fixed outside the radius. (Fig B)
See end brackets mounting variations page 31.



Chain Type	F mm
306B075	96
306B100	121
306B150	171
306B200	221
306B250	271
306B300	321
Special widths F=A-19	

Nylon Type Part Numbers

Complete Set Assembled	
Chain Type	End Brackets Set
306B...	AN306KM
Complete Set Unassembled	
Chain Type	End Brackets Set
306B...	AN306K



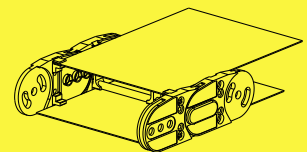
Chain Type	F mm
306B075	71
306B100	96
306B150	146
306B200	196
306B250	246
306B300	296
Special widths F=A-44	

Nylon Type Part Numbers

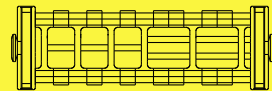
Complete Set Assembled	
Chain Type	End Brackets Set
306B...	ANL306KM**
Complete Set Unassembled	
Chain Type	End Brackets Set
306B...	ANL306K**
Tiewrap Clamp	
Assembl.	SFCTL306B□□□*KM
Unassembl.	SFCTL306B□□□*K

Serie Heavy

306B Nylon Cable Chain with un-screwable aluminium rods

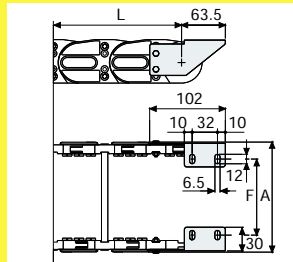
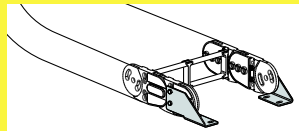


Steel laminar cover.



Supplementary movable separators.

Bright Zinc Plated Steel Type***



F = A-44

Bright Zinc Plated Steel Type Part Numbers

Complete Set Assembled	
Chain Type	End Brackets Set
306B...	A306KM**
Complete Set Unassembled	
Chain Type	End Brackets Set
306B...	A306K**
Tiewrap Clamp	
Assembl.	SFCT306B□□□*KM
Unassembl.	SFCT306B□□□*K

* Inner width (C)
** 1=Pos.1; 2=Pos.2; 3=Pos.3
*** Available on request in stainless steel

